

COLOR VARIANTS

NEW

SILVER

RACING BLUE

GREY VERMILLION

METALLIC BLACK

Engine

Engine type	Liquid cooled, 4-stroke, SOHC, 4-valve
Displacement	155 cc
Bore x stroke	58.0 x 58.7 mm
Compression ratio	11.6:1
Maximum horse power	11.0kW(15.0PS)/8000r/min
Maximum torque	13.9N·m (1.4kgf·m)/6500r/min
Fuel system	Fuel injection
Starting System Type	Electric starter
Transmission type	V-belt automatic

Chassis

Front suspension system	Telescopic fork
Rear suspension system	Unit swing
Inner tube diameter of front fork	26.0 mm

SPECIFICATIONS

Brake type (front)	Disc brake (230 mm)
Brake type (rear)	Drum (130 mm)
Tyre size (front)	110/80-14M/C 53P Tubeless
Tyre size (rear)	140/70-14M/C 62P Tubeless
ABS	Single Channel ABS

Dimensions

Overall length	1980 mm
Overall width	700 mm
Overall height	1150 mm
Seat height	790 mm
Wheelbase	1350 mm
Minimum ground clearance	145 mm
Weight (with oil & a full fuel tank)	126 kg
Fuel tank capacity	5.5 l

Other Information

Battery	12 V, 6.0 Ah	Clock	Digital, auto adjust with smartphone connectivity
Headlight	LED	VVA	Equipped
Position light	LED	Side stand engine cut-off switch	Equipped
Brake / Tail light	LED	Y-Connect (Smartphone Bluetooth Connectivity)	Equipped
Multi-function meter unit	Fully digital anti-glare multifunction negative LCD	Automatic Stop & Start System (SSS)	Equipped
Speedometer	Digital	Smart Motor Generator System (SMG)	Equipped
Tachometer	Digital		
Fuel meter	Digital		
Fuel consumption indicator	Equipped		
Oil change tripmeter	Equipped		
V-belt replacement tripmeter	Equipped		



The specifications and designs of the motorcycles shown here may vary according to the requirements and are subject to change without prior notice. Colors shown may not match the actual color due to printing limitations. Conditions apply. **Warranty extended for engine, FI system, AIS system and Electricals including wiring harness, whichever is earlier, 5-Year warranty* only applicable in case of purchase of Yamaha Protection Plus Policy during validity period. Please refer to Yamaha Protection Plus Policy for more details.

Yamaha Motor India Sales Pvt. Ltd., AKDR Tower-5th Floor, Door No. 3/381, Rajiv Gandhi Salai (OMR) Mettukuppam, Chennai - 600097.
Phone: 044-3814 7000. Toll Free No.: 1800 420 1600 Email: info@yamaha-motor-india.com www.yamaha-motor-india.com

Authorised Dealer

FUNCTIONAL FEATURES



ABS

Enjoy great performance with superior control. Aerox 155 comes with a 230 mm disc brake with Anti-lock Braking System (ABS).



MOTORCYCLE TYPE TWIN SHOCK ABSORBERS

This feature makes your rides extremely smooth and lets you cruise through anything!



LARGE ALLOY WHEEL 14

The large alloy wheels let you ride on any terrain be it the tracks or the streets with confidence and ease.



SUPER WIDE 140 mm TYRE (REAR)

140/70-14M/C 62P tubeless tyre has been adopted at the rear with flexible side walls for better grip.



SIDE STAND ENGINE CUT-OFF SWITCH

With the in-built side stand engine cut-off switch, you do not forget to remove the side stand during those immediate rides.

TRACTION CONTROL SYSTEM

- REDUCES REAR TYRE SLIPPAGE
- BETTER CONTROL IN ANY RIDING CONDITION



THE MAXI-SPORTS SCOOTER
Aerox 155
WITH **ABS**

The call of the **BLUE**

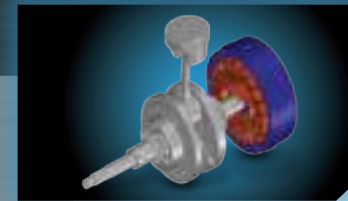


TRACK-LIKE PERFORMANCE FOR THE EVERYDAY CITY RIDES.

The maxi-sports scooter Aerox 155 is here! Built with R DNA, the scooter is truly one-of-a-kind. The Aerox 155 is powered by the Blue Core engine, and it is also equipped with the latest Yamaha technology. So, whether it is battling the daily slow-moving traffic or riding through the congested roads, you can do it all with ease. Prepare yourself for some high-octane fuelled adventures. Ride now and feel the power!

ATTRIBUTES OF THE 155 cc LC4V SOHC FI ENGINE WITH VVA

The liquid-cooled, 4-stroke SOHC, 155 cc, 4-valve, fuel-injected engine with VVA in the Aerox 155 gives out a maximum horse power of 11.0kW(15.0PS)/8000r/min and a maximum torque of 13.9N·m(1.4kgf·m)/6500r/min. The bore x stroke delivers excellent power and torque characteristics. The cylinder head along with a compact combustion chamber achieves a higher compression ratio that boosts combustion efficiency. It also optimizes the coolant pathway to improve reliability.



SMART MOTOR GENERATOR SYSTEM

The Smart Motor Generator eliminates the sound of meshing gears, achieving a silent start every time.



AUTOMATIC STOP & START SYSTEM

When the vehicle is idling, the Automatic Stop & Start System automatically stops the engine thereby saving fuel. The rider can easily re-start the engine by simply twisting the throttle.



VVA

VARIABLE VALVE ACTUATION

This is a one of a kind high-performance VVA system that provides for ease of use even at low RPM. It ensures good power and torque is present throughout the entire rev range.

FULLY DIGITAL NEGATIVE LCD INSTRUMENT CLUSTER



WITH CONNECT

Stay connected even on the move. Y-Connect is Yamaha's latest innovation that lets you link your smartphone directly to your Yamaha two-wheeler.

THE APP DISPLAYS PHONE NOTIFICATIONS ON YOUR INSTRUMENT CLUSTER SCREEN.



APP CONNECTIVITY STATUS

Informs you of the scooter's connectivity with the Y-Connect app on your phone.



PHONE BATTERY STATUS

Displays the smartphone's battery level.



CALL ALERT

Alerts you of any incoming or missed calls.




SMS & EMAIL ALERT

Get notified every time you receive a message or email on your phone.



FUEL CONSUMPTION TRACKER

This feature helps you track your daily and monthly fuel consumption.



MALFUNCTION NOTIFICATION

Should the machine suffer a breakdown or malfunction, the app indicates so on the smartphone. It can also be verified on the phone as part of the scooter's records.



MAINTENANCE RECOMMENDATIONS

This app consolidates and analyses the vehicle data and sends you recommendations. For example, it keeps tabs on battery status and indicates either with a "Good" or "Check" notification.



REVS DASHBOARD

The smartphone screen can also function as the Revs Dashboard, that displays data that is not available on the scooter's instrument cluster, such as Engine RPM, Degree Of Throttle Opening, Rate Of Acceleration, Eco-friendly Riding Indicator and Real-time Fuel Consumption.



LAST PARKING LOCATION


The last parking feature of the app gives you information about where you last parked your scooter. "If the machine has been moved since it was parked, it cannot be tracked via this function."



RANKING

This app connects with other Yamaha riders app and maintains a ranking of the riders in terms of distance travelled and how eco-friendly their riding has been.

SPORTY DESIGN FEATURES



LED HEADLIGHT WITH LED POSITION LIGHTS

The LED headlight provides excellent visibility over a wide range with very little unevenness and gives a more dynamic and sophisticated look.



LED TAIL LIGHT

The stylish tail light shows off the sporty spirit with a unique design that helps you stand out from the crowd.

COMFORT FEATURES



FRONT POCKET WITH POWER SOCKET

The power socket is located within easy reach of the rider for charging digital accessories. The front pocket gives easy access to a smartphone, wallet or camera.



TWO-LEVEL SEAT

The two-level seat provides a steady and comfortable ride for both the rider and pillion rider.



24.5 l UNDER-SEAT STORAGE

The first of its kind in this category, the under-seat storage has a humongous 24.5 l capacity. The smart seat opening system makes it simple to put in or take out items.



MULTI-FUNCTION KEY SWITCH

Do it all with the multi-function key switch. All your needs will be fulfilled with just the turn of the key.



EXTERNAL FUEL LID

To make it easier and even more convenient to refill the tank, the fuel lid has been placed externally.



FUNCTIONAL FEATURES



LED HEADLIGHT WITH LED POSITION LIGHTS

The LED headlight provides excellent visibility over a wide range with very little unevenness and gives a more dynamic and sophisticated look.



SUPER WIDE 140MM TYRE (REAR)

140/70-14M/C 62P Tubeless tyre has been adopted at the rear with flexible side walls for better grip.



MOTORCYCLE TYPE TWIN SHOCK ABSORBERS

This feature makes your rides extremely smooth and lets you cruise through anything!

TRACTION CONTROL SYSTEM

► REDUCES REAR TYRE SLIPPAGE

► BETTER CONTROL IN ANY RIDING CONDITION



SIDE STAND ENGINE CUT-OFF SWITCH

With the in-built side stand engine cut-off switch, you do not forget to remove the side stand during those immediate rides.



FRONT POCKET WITH POWER SOCKET

The power socket is located within easy reach of the rider for charging digital accessories. The front pocket gives easy access to a smartphone, wallet or camera.



EXTERNAL FUEL LID

To make it easier and even more convenient to refill the tank, the fuel lid has been placed externally.

COLOUR VARIANTS

version **S**



RACING BLUE



ICE FLUO VERMILLION



METALLIC BLACK

155cc LC4V SOHC FI ENGINE WITH VVA



LED HEADLIGHT WITH LED POSITION LIGHTS



24.5L UNDER-SEAT STORAGE

Engine

Engine type	Liquid cooled, 4-stroke, SOHC, 4-valve
Displacement	155cc
Bore x stroke	58.0 x 58.7mm
Compression ratio	11.6:1
Maximum horse power	11.0kW(15.0PS)/8000r/min
Maximum torque	13.9N.m (1.4kgf.m)/6500r/min
Fuel system	Fuel injection
Starting system type	Electric starter
Transmission type	V-belt automatic

Chassis

Front suspension system	Telescopic fork
Rear suspension system	Unit swing
Inner tube diameter of front fork	26.0mm

SPECIFICATIONS

Brake type (front)	Disc brake (230mm)
Brake type (rear)	Drum (130mm)
Tyre size (front)	110/80-14M/C 53P Tubeless
Tyre size (rear)	140/70-14M/C 62P Tubeless
ABS	Single channel ABS

Dimensions

Overall length	1980mm
Overall width	700mm
Overall height	1150mm
Seat height	790mm
Wheelbase	1350mm
Minimum ground clearance	145mm
Weight (with oil & a full fuel tank)	126kg
Fuel tank capacity	5.5l

Other Information

Battery	12V, 6.0Ah	Clock	Digital, auto adjust with smartphone connectivity
Headlight	LED	VVA	Equipped
Position light	LED	Side stand engine cut-off switch	Equipped
Brake / Tail light	LED	Bluetooth (Y-Connect)	Equipped
Multi-function meter unit	Fully digital anti-glare multifunction negative LCD	Automatic Stop & Start System (SSS)	Equipped
Speedometer	Digital	Smart Motor Generator System (SMG)	Equipped
Tachometer	Digital	Smart Key with Answer back	Equipped
Fuel meter	Digital		
Fuel consumption indicator	Equipped		
Oil change tripmeter	Equipped		
V-belt replacement tripmeter	Equipped		
Traction Control System	Equipped		



5 YEAR WARRANTY
3 years / 50,000 km warranty**
3 years / 40,000 km extended warranty**

The specifications and designs of the motorcycles shown here may vary according to the requirements and are subject to change without prior notice. Colours shown may not match the actual colour due to printing limitations. *Conditions apply. **Warranty extended for engine, FI system, AIS system and Electricals including wiring harness, whichever is earlier, 5 year warranty* only applicable in case of purchase of Yamaha Protection Plus Policy during validity period. Please refer to Yamaha Protection Plus Policy for more details.

Yamaha Motor India Sales Pvt. Ltd., AKDR Tower - 5th Floor, Door No. 3/381, Rajiv Gandhi Salai (OMR) Mettukuppam, Chennai - 600097. Phone: 044-3814 7000 | Toll Free No.: 1800 420 1600 | Email: info@yamaha-motor-india.com
www.yamaha-motor-india.com



Scan here for Parts/Accessories Catalogue



Authorised Dealer



The call of the **BLUE**

THE MAXI-SPORTS SCOOTER IN A STRIKING NEW LOOK.

Aerox 155
version **S**



SMART KEY WITH ANSWER BACK

TRACTION CONTROL SYSTEM



SMART KEY WITH ANSWER BACK

The Smart Key functionality of the AEROX 155 Version S seamlessly integrates convenience, security, and advanced technology, offering a smoother and more enjoyable journey in today's bustling urban landscapes. With flashing blinkers and a buzzer sound, it's easy to identify your Aerox in crowded areas with Answer Back just with click of a button.




KEYLESS IGNITION



The keyless ignition streamlines the startup procedure so you can effortlessly start your scooter just by walking near to it, eliminating the hassle of manual key insertion. The smart key incorporates an immobilizer function, ensuring your scooter does not start till you are near it.

TRACK-LIKE PERFORMANCE FOR THE EVERYDAY CITY RIDES

The maxi-sports scooter Aerox 155 Version S is here! Built with R DNA, the scooter is truly one-of-a-kind. The Aerox 155 Version S is powered by the Blue Core engine, and it is also equipped with the latest Yamaha technology. So, whether it is battling the daily slow-moving traffic or riding through the congested roads, you can do it all with ease. Prepare yourself for some high-octane fuelled adventures. Ride now and feel the power!



SMART MOTOR GENERATOR SYSTEM

The Smart Motor Generator eliminates the sound of meshing gears, achieving a silent start every time.




AUTOMATIC STOP & START SYSTEM

When the vehicle is idling, the Automatic Stop & Start System automatically stops the engine, thereby saving fuel. The rider can easily re-start the engine by simply twisting the throttle.



ATTRIBUTES OF THE 155cc LC4V SOHC FI ENGINE WITH VVA

The liquid-cooled, 4-stroke SOHC, 155cc, 4-valve, fuel-injected engine with VVA in the Aerox 155 Version S gives out a maximum horsepower of 11.0kW(15.0PS)/8000r/min and a maximum torque of 13.9N.m(1.4kgf.m)/6500r/min. The bore x stroke delivers excellent power and torque characteristics. The cylinder head along with a compact combustion chamber achieves a higher compression ratio that boosts combustion efficiency. It also optimizes the coolant pathway to improve reliability.



VARIABLE VALVE ACTUATION

The engine adopts a Variable Valve Actuation (VVA) system that contributes to linear acceleration characteristics and a pleasant feeling when accelerating.

FULLY DIGITAL NEGATIVE LCD INSTRUMENT CLUSTER




WITH Y-CONNECT


Stay connected even on the move. Y-Connect is Yamaha's latest innovation that lets you link your smartphone directly to your Yamaha two-wheeler.

THE APP DISPLAYS PHONE NOTIFICATIONS ON YOUR INSTRUMENT CLUSTER SCREEN

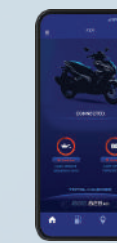
- APP CONNECTIVITY STATUS** -----
Informs you of the scooter's connectivity with the Y-Connect app on your phone.
- PHONE BATTERY STATUS** -----
Displays the smartphone's battery level.
- CALL ALERT** -----
Alerts you of any incoming or missed calls.
- SMS & EMAIL ALERT** -----
Get notified every time you receive a message or email on your phone.



FUEL CONSUMPTION TRACKER
This feature helps you track your daily and monthly fuel consumption.



MALFUNCTION NOTIFICATION
Should the machine suffer a breakdown or malfunction, the app indicates so on the smartphone. It can also be verified on the phone as part of the scooter's records.



MAINTENANCE RECOMMENDATIONS
This app consolidates and analyses the vehicle data and sends you recommendations. For example, it keeps tabs on battery status and indicates either with a "Good" or "Check" notification.



REVS DASHBOARD
The smartphone screen can also function as the Revs Dashboard, that displays data that is not available on the scooter's instrument cluster, such as Engine RPM, Degree of Throttle Opening, Rate of Acceleration, Eco-friendly Riding Indicator and Real-time Fuel Consumption.



LAST PARKING LOCATION
The last parking feature of the app gives you information about where you last parked your scooter*.
*If the machine has been moved since it was parked, it cannot be tracked via this function.



RANKING
This app connects with other Yamaha rider's apps and maintains a ranking of the riders in terms of distance travelled and how eco-friendly their riding has been.